

EDGE-R-RITE II BED EDGER GX120



ONE MACHINE. MULTIPLE JOBS.

The perfect machine for edging flower beds, sidewalks and driveways, and around trees and baseball diamonds.

- Unique blade action cuts like a sod cutter without throwing debris. Easy cleanup.
- Greaseless bearings, heavy-duty arm and rugged design provide years of productivity. It's the edger that lasts.
- Eliminate shovel work for tree rings, ball fields, bunkers, pathways, flowerbeds or edging installation.
- Increased tire life with drive casting and interchangeable tires.
- Blade outlasts rotary edger blade 20:1.
- Safer than a rotary edger.



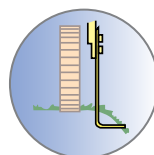
Minimal debris throwing makes for quicker cleanup



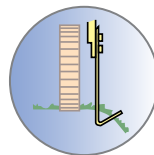
Eliminate hours of manual labor when cutting out flower beds, tree rings, edging walkways, or trenching for underground wiring

OPTIONAL BLADES

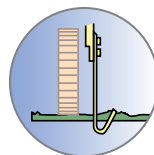
Takes minutes to change the various blades



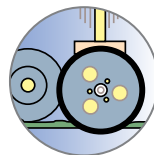
Right Angle. For edging and installation. For use on flowerbeds and baseball diamond.
Part # 87104 *Comes standard with unit*



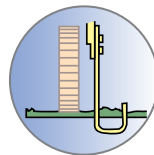
30° Tree Ring. For flowerbeds, bushes and trees where roots are a consideration. Minimizes root damage.
Part # 87111



V-Trencher. For removal of turf along hard or paved surfaces such as sidewalks, driveways, patios and curbs. Perfect for cutting bed drainage canals.
Part # 87105



Circular. Cuts through overgrowth a rotary edger can't handle. Use for a vertical cut along sidewalks, driveways, patios and curbs.
Part # 87100 - Kit | 87107 - Blade Only
Comes standard with unit



3" Sod Cutter. Cuts a 3-inch strip of sod. Use to install concrete, wood edging and invisible dog wire fence.
Part # 87106

SPECIFICATIONS

Model	Edge-R-Rite II (#85305) RENTAL
Engine	4-HP Honda ®
Controls	Easy-to-reach depth adjusting lever
Traction Assist Drive	Pinion drive on gear tread tire. Controlled from handlebar
Tires	Three semi-pneumatic tires. Heavy-duty 8" x 1.75"
Blade	Right angle and Circular blade standard. Other options available (additional cost)
Weight	106 lb (48.08 kg)
Dimensions	45" x 20" x 37" (114 cm x 50 cm x 94 cm)

Specifications subject to change without notice.

"I have been a landscaper for 20 years and have used many different types of edgers. The Edge-R-Rite II is lightweight and maneuverable...even around small trees. It is by far the best edger I have ever used."

Daniel Houk
Suburban Lawn Care
Hollidaysburg, PA



GREAT NORTHERN EQUIPMENT

20195 South Diamond Lake Road, Suite 100 • Rogers, MN 55374
Toll Free (800) 822-0295 • (763) 428-2237 • Website gnedi.com